



Group Leader Packet

Relieving Disaster, Promoting Community

Address:

Bahamas Methodist Habitat - GHB
Agape Flights – Acct # 18693
100 Airport Avenue
Venice, FL 34285

Phone:

US: (931)230-7771
Bahamas: (242)359-7518

Skype:

MethodistHabitat

Web:

www.MethodistHabitat.org


Email:

MethodistHabitat@gmail.com

Contents

General Information.....	1
Individual Packing List.....	4
Group Leader Packing Information.....	5
Travel Tips	6
What to Expect	1
Frequently Asked Questions	3
Pre-Trip Planning Meeting	5
BMHNeeds-list.....	6

Group Leader General Information



Contact Info:

Bahamas Line: 1-242-359-7518

United States Line: 1-931-230-7771

Fax: 1-931-229-1108

Website: www.MethodistHabitat.org

Email: MethodistHabitat@gmail.com

Skype: MethodistHabitat

Bahamas Mailing Address

Bahamas Methodist Habitat - Camp Symonette

P.O. Box # EL-25803

James' Cistern, Eleuthera, The Bahamas

United States Mailing Address*

Bahamas Methodist Habitat - GHB

Agape Flights Acct# 18693

100 Airport Avenue,

Venice, FL 34285

*Please use this US address to mail payments and other information.

BMH Staff:

Abraham McIntyre	Executive Director	Pauline Bethel	Hospitality Coordinator
Kenrick "KP" Pearce	Construction Coordinator	Jeremiah Whyte	Facility Coordinator
Manex Newton	Assist. Construction Coordinator	TJ Colebrook	Fleet Coordinator
Brenda Thompson	Operations Manager	Melisa Miller	Development

Bahamas Habitat (US 501c3 support ministry)

Bahamas Habitat

103 Dumbarton Court

Cary, North Carolina 27511

www.BahamasHabitat.org

Emergencies Only: 1-242-422-9318

Emergency Medical Care on the Island

There are local medical clinics on island but the only hospitals are in Nassau. The local nurses and doctors can do basic procedures but for anything major we will airlift you off the island to Nassau, Fort Lauderdale or Miami, Florida.

Travel Insurance

All teams are required to secure adequate liability insurance through **United Methodist Volunteers in Mission International Travel Insurance**. <http://umvim.org/send-a-team/international/>

Housing

Each of our sites are unique in their housing. Facilities can range from dorm rooms with bunk-beds to air mattresses on the floor. Most sleeping rooms have air conditioning. (Additional details can be found on our website.) The housing at Camp Symonette is dorm style. There are four rooms for men and four for women. Each room has 8-10 twin sized bunk beds. The showers and bathrooms are at the end of each wing for both men and women. There are four toilets and four showers in each. There are window air condition units in each room. Due to conservation and costly price of electricity the air conditioning can only be turned on during sleeping hours.

If you are staying on Current Island or in Nassau please email MethodistHabitat@gmail.com about lodging.

*If you would like to order bedding and towels for an extra \$5 fee, please contact BMH before your arrival.

Food

Each day the meals are prepared from scratch by our staff. Morning and evening meals consist of a hot breakfast, and homemade dinner. Lunch consists of a sandwich, fruit and chips at your worksite. Please make sure to contact BMH with any food allergies, concerns, or questions before arriving. It is advisable to bring snacks or drink-mix if your team members need extra caloric intake or have big appetites.

Internet Access

We strongly discourage participants from bringing laptops or smart phones. Please take the opportunity to “unplug” and connect to the Bahamian community. There is limited internet access in our office for weekly updates for Team Leaders only.

Forms Checklist (all forms are available at: www.MethodistHabitat.org under the “Volunteer Tab”)

Please print and have each participant complete the following forms:

- ✓ Missioner Profile Form
- ✓ Fill in “Volunteer Information” Spreadsheet
- ✓ Covenant Sheet (1 per group)

To Reserve Your Volunteer Week: (ASAP!)

- Complete the **Volunteer Application** and email to: MethodistHabitat@gmail.com
- **Make a deposit of (\$100) Group Fee and 1st Non-Refundable Registration Deposit (\$100 per person)** Your Week is not reserved until we receive your deposits. See “Volunteer Application” for details.

3 Months Prior to Arrival

- Send in **2nd Non-Refundable Deposit (\$200 per person)**
- Fill out the **Volunteer Information Spreadsheet**
- Assess special needs (medical or otherwise) of your group.
 - Inform Bahamas Methodist Habitat of any special needs.



1 Month Prior to Arrival

- **REQUIRED:** Obtain UMVIM volunteer insurance for your group.
 - Visit: www.UMVIM.org and follow the instructions for registration of each participant and to purchase insurance online. (approx. \$19 per volunteer)
 - Make sure to have available for each volunteer: Full name, birthdate and email address.
 - You will NOT need to fill out the Missioner Profile online as you will be filling out a paper copy to submit to the BMH staff.
- Have a BMH Prep meeting with your team to prepare them for the trip and collect all necessary forms (See **page 10**)
- **Email BMH with the following information:**
 - Completed **Volunteer Information Spreadsheet** (available from our website under the volunteer tab)
 - Confirm all travel to and from your destination. Please include airlines, flight numbers and times.
 - Submit sheets and linen order if you are planning to use our linens.

Complete Before Arrival

- Record prescription and allergy information for all team members.
- Plan devotionals that meet the spiritual needs of your group.
- Review **all items** from the “**Pre-Trip Planning Meeting**” agenda (**see pg. --**) Help get them in the appropriate mindset for mission work in the Bahamas.
- Establish a way of communicating with folks back home.
- Hold a weigh-in for luggage to make sure team is under the airline weight limit. Remember to leave room for tools and other supplies.
- Hold a Commissioning Service for team in local church.

Due Upon Arrival


- Pay **Final Payment (\$300 per person)**
 - Please bring the final payment with you or pay online ahead of time. You may mail final payment if it can be postmarked one month prior to arrival.
- ALL team members completed **Missioner Profile and Release of Claim.**
 - Bring a copy with you for BMH
- **Parental Consent Form** for team members under the age of 18.
 - Bring a copy with you for BMH.

Tips from former Team Leaders:

- Distribute forms to team members in a plastic sheet protector made for a 3-ring binder. After collecting completed forms, carry them with you in a binder, so all information is together. For back-up copies, scan documents onto a CD and give to another leader to carry.
- Passports, copies of passports, birth certificates, and photo ID's and immigration cards can also be stored in the binder during your travel. When you arrive at BMH you are welcome to store important documents in our safe.
- Minors are not allowed to fill out Bahamas Immigration Cards.
Store minor's information on a spreadsheet and carry onto the plane to fill out their forms:
Full Name, Gender, Country of Birth, Country of Citizenship, Country of Residence, Birth date, Passport Number, Home Address
- Print a small card for each team member, with flight seat assignments, work team assignments, and responsibilities such as day/time to lead devotionals.



Individual Packing List



Things to Pack (EACH volunteer):

- Up to date PASSPORT
- Shower supplies/towel/washcloth (optional- shower shoes like flip flops)
- Bed sheets (twin bed) & Pillow Case – Pillows are provided.
 - Sheets and one bath towel can be provided by BMH for an additional \$5 fee for each person that chooses to use this service. Please inform BMH ahead of time if you will need these items and bring cash to pay.
- Basic clothes – Underwear, socks, pajamas
- 1 outfit for Church – Long pants and nice polo shirt for guys, knee length skirts or modest dress for girls.
- Work Clothes: 5 t-shirts, 2 pairs long pants, closed toed shoes such as tennis shoes. ***NO SHORTS** on the worksite for safety reasons.
- Casual Clothes for evening activities. Long pants will protect you from hungry mosquitoes.
- Work Gloves, safety goggles, any personal tools
- Sun Protection: Hat/Bandana/Sunscreen
- Swimsuit /Beach Towel: Girls need to have one-piece or tankini. If you have a two-piece please bring a tank top to wear over it.
- Bible/paper/pen/journal
- Camera
- Tennis shoes – must have closed toe shoes
- Bug spray (It is hot and buggy- be prepared. Deet repels mosquitoes, Skin-So-Soft keeps sand fleas off the skin)
- Anti-itch Cream or Benadryl Cream
- Flashlight with extra batteries
- Hand Sanitizer or wipes
- WATER BOTTLE** You will need this for the worksites
- Small personal fan (battery operated) - Optional
- Personal Funds for: Meals while traveling, Snacks on island, Souvenirs, Excursion Day lunch (\$10), Love offerings at church and/or for BMH.

Thing NOT to Pack:

- Video Games, phones or other electronics
- Nothing expensive that could get lost
- Nice clothes
- Hair Dryers or Curling Iron
- Nothing smelly like perfume, cologne, or scented lotions (attracts bugs)
- Excessive Hair Styling products

Group Leader Packing Information



Important Notes

- Check with airlines for allowed number of bags and weight limits.
- Remember to pack necessities (change of clothes, some toiletries, medications, etc.) in a carry-on bag in case luggage gets lost in transit.
- When entering the Bahamas, if asked, inform **Bahamas Immigration** that you are traveling on a **Tourist visa** (not a Missionary visa) and will be staying with BMH at:
 - Eleuthera- Camp Symonette
 - Current Island- Current Island Methodist Church
 - Andros- Camp MakePeace
 - Nassau- St. Michael's Methodist Church
 - Freeport- New Hope Methodist Church
- Make a Team Leader binder with copies of the Parental Consent, your health forms, insurance cards, copy of passport. Put the copies in a plastic sheet protector for each participant. It is a good idea to scan all documents onto a CD and have a back-up copy.
- Be sure that you have a health form with each participant's medication listed, allergies, and immunization records
- Print a copy of insurance registration from UMVIM website.

Save Space


The following items may be carried in bulk for use by the whole team, instead of each team member bringing his/her own.

- Basic Toiletries: soap, shampoo, conditioner (
- First Aid Supplies (Band-Aids, antibiotic ointment, anti-itch ointment, Benadryl, etc.)
- Hand sanitizer/antibacterial hand soap
- Sunscreen and Insect Repellant (Products with Deet repel mosquitoes, Skin-So-Soft repels sand fleas)

Tools and Donated Goods

We are always in need of tools and other supplies. If you would like to help us by bringing donated supplies in your bag please see the **Needs List (p. 12)**. If you have personal tools you would like to bring and use you are welcome to do that. If you have a specialty skill (mechanic, plumber, electrician, etc.) please bring the tools you need with you.

Travel Tips



Always check our website for facility details and updated travel tips.

ELEUTHERA: Getting to the Governor's Harbour, Eleuthera Airport (**GHB**) is not hard but it does take planning. We are located 70 miles Southeast of Nassau (**NAS**). Your best options for getting to Bahamas Methodist Habitat are as follows (costs are approximate):

*Ask for Group Rates from each airline.

Email: MethodistHabitat@gmail.com to confirm plans before booking final arrangements.

Option 1

Fly from your city to Nassau (**NAS**) then take a separate flight on **SouthernAirCharter.com** (19-seater) or **BahamasAir.com** (50-seater) directly into GHB. Daily flights for Bahamas Air and Southern Air usually leave at 3:30 pm. Plan to arrive in Nassau at least 2 hours before your connecting flight to leave time for the transfer. You will retrieve your luggage and clear customs in Nassau. Then check-in with the Airline that will fly you to GHB. The BMH staff will pick you up at GHB and drive you to Camp Symonette.

Time: 20 minutes from NAS to GHB; 20 mins bus-ride to camp.

Round Trip Cost: \$160 (NAS-GHB)

Option 2

Fly from your city to Ft. Lauderdale (FLL) then take **Continental.com** (19-seater) or **American Airlines - AA.com** (60-seater) directly into GHB or North Eleuthera (ELH). The daily flight for Continental usually leaves at 1:30 pm. American flies daily at 12:00pm. You will retrieve your luggage and clear customs at the GHB/ELH airport. The BMH staff will pick you up at the airport and drive you to Camp Symonette. (20 mins ride from GHB; 45 mins ride from ELH)

Time: 1 Hour from FLL to GHB/ELH

Cost: \$300-350 (FLL- GHB/ELH)

Option 3

Fly from your city to Miami (MIA) then take **American Airlines - AA.com** (60-seater) directly into North Eleuthera (ELH). The daily flight for American flies daily at 12:00pm. You will retrieve your luggage and clear customs at the ELH airport. The BMH staff will pick you up at the airport and drive you the 45 minutes back to Camp Symonette.

Time: 1 Hour from MIA to ELH; 45 mins bus ride to Camp

Cost: \$300-350 (MIA-ELH)

Satellite Facilities

If your group is serving at one of our satellite facilities you will be flying into NAS then taking a local airline to your destination. The BMH staff will direct you on your specific flight details.

Please check our website for more options.

Other

For some teams the cheapest option will be to hire a **Charter Bus** and drive to Ft. Lauderdale or Miami and then fly to your destination island. This option is much cheaper but takes more time.


DON'T FORGET THAT YOU MUST HAVE A PASSPORT TO ENTER THE BAHAMAS.

If you do not have your Passport as of yet, please do so ASAP because of the amount of time that it takes to process the application.

Always Check your bags when transferring airlines in Nassau.

What to Expect

Daily Schedule, Group Chores and Conservation Guidelines



Daily Schedule

SUNDAY – BMH staff will meet you at the airport wearing a BMH T-shirt. You can't miss them! You will head back to camp and get settled-in. There will be an Orientation before dinner at 5:00pm. The rest of the evening will be relaxed with possible group mixers, group devotions (led by your own group) and early lights out to get rest for the Big Week.



MONDAY-THURSDAY: Daily Work Schedule

6:30 am	Wake Up
7:00 am	Morning Devotional (Volunteers are asked to share with these)
7:10 am	Breakfast / Make lunches
8:00 am	Leave for Work Site
Noon	Eat lunch at site
4:00 pm	Leave Work Site for Beach
5:30 pm	Showers
6:30 pm	Dinner
7:30 pm	Evening Activity/Free Time
9:00pm	Group Devotions
10:00 pm	Quiet Time
10:30 pm	Lights Out

***Evening Activities options** – Each week there are different options and opportunities for evening activities. They can include Worship and Bible Study at local church, local performing artist (rap or worship), beach campfire, devotions on serving and outreach, etc.

*** Group Devotions**–during the summer our summer interns will provide the devotions. The rest of the year this is an opportunity to meet with your teams on your own. You may want to plan or assign leaders to lead this time before you arrive.

***Worksites** - Many variables will affect your project assignment, including the size and skills of your team, the speed of the teams that come before you, hurricanes, and other unforeseen disasters or blessings. We may not be able to assign your project as soon as you commit. Projects include general house and building repairs such as siding, roofing, flooring, concrete, wood structures, basic electrical, painting, etc. We have local on-site leaders to help train, teach, and support you at each worksite.

FRIDAY – Excursion Day

On excursion day we will spend the day of Sabbath by enjoying God's Creation. We will tour several beaches, check out local landmarks, stop by a local Gift Store, and have a picnic on the beach. There is a **\$10 per person** option to eat lunch from a local restaurant on Friday. Please tell your group to bring extra money if you would like to eat out. Regular lunch will be provided by BMH for those who do not want to order from the restaurant.

SATURDAY – Packing, cleaning, group pictures, prayer, and head to the airport for your departure.

Schedule Reminder: Blessed are the Flexible, for They will Not be Bent Out of Shape...

Group Daily Chores

Everyone will be expected to help with daily chores around camp. We are a community living and sharing the same space. Each person needs to contribute to taking care of our space.



Our Expectations:

Breakfast/Dinner Kitchen Clean-up

- Wash & Dry Dishes
- Wipe down kitchen counters

Cooler Prep (Water and Lunch)

- Fill coolers for each day
- Pack and load lunches
- Unload and clean out coolers

Dining Hall Clean up

- Wipe down all tables
- Put away all food
- Sweep and mop Dining Hall

Bathroom Clean up

- Refill supplies as needed,
- Sweep
- Take out trash
- Wipe down counters

Trash, Vehicles, and Garden

- Pick up and take out all trash
- Help with landscaping and gardening

Conservation Guidelines

Resources in the Bahamas are **limited!** Many of the things that you take for granted at home are scarce and expensive here. Some examples are that a gallon of milk here cost around \$8-\$10; and a 5 gallon bucket of paint which cost around \$100 in the States costs \$200 here. Please talk with your group before arriving about conservation and not wasting resources such as water, food, toilet paper and building materials



Water:

- Please use water **sparingly**. **Drink plenty of water** and be careful not to waste any drinking water.
- Conserve tap water. We collect our rainwater from the cistern.
 - Do not let sinks run excessively.
 - **Navy Showers:** Do not kept the water running while you apply soap and shampoo!
 - Showers are to be used only **once a day**, and should be limited to **5 minutes**.
- Turn sink and shower handles gently.

Electricity:

- Turn lights and fans OFF when you leave a room.
- Do not leave cell phones, and computer chargers plugged in longer than necessary.
- Make sure not to turn on your air conditioning until bedtime and turn off when you first wake up in the morning.

Resources and Materials:


- Be mindful not to waste materials at the work sites. Measure twice – Cut once!
- Reuse what you can.
- Treat tools, the camp equipment and the camp facility with care.
- Be good stewards of our, yours, and God's resources.

Food:

- **Portion Control:** There is enough food for everyone but be cautious to only take your fair share.
- Only take food that you will eat during your meal.



Frequently Asked Questions



Who is the project sponsor? BMH is an Outreach Ministry supported by the **Bahamas Conference of the Methodist Church** and their associated churches along with local and international supporters who care deeply about serving others. BMH is also supported by the United Methodist Volunteers in Mission (UMVIM) and UMCOR.

Who can participate? BMH is designed to host young and old alike. We host service organizations, church youth groups, Sunday school classes, groups of friends, corporate teams, and anyone else that has a passion for service. We are able to accommodate 40 volunteers at one time at Camp Symonette and can host smaller groups, up to 30, at other locations throughout the Family Islands. Graduated 8th graders and above are welcome but younger youth need parents or guardians to accompany them on their week of service.

Who supervises participants? Each group participating in BMH is required to have at least one adult for every four youth (17 and under). **We also ask that groups bring skilled leaders to aid in the construction projects.** Adult group leaders are directly responsible for the actions of their group and must adhere to BMH policies.

How much does it cost? The cost is **\$600 per person per week** for participation fees. Your travel to the Island and obtaining UMVIM insurance is a separate cost.

What does BMH provide?

- Breakfast, Lunch, Dinner, and fresh drinking water
- Lodging at local facility
- Construction materials and tools for worksites and projects (You may bring your own tools or ones to donate.)
- Skilled local Site Leaders
- BMH T-Shirt
- On-Island transportation
- Excursion Day, to see and experience the beauty of the Bahamas
- The opportunity to make an impact and change lives!

What does BMH expect? Volunteers must come with a servant's heart and mind that is flexible to change. God may surprise us with new opportunities to serve and we must be willing to follow that calling. Prepare yourself for conditions that do not include all the comforts of home. Respectfully interact with people who are different from you within your group and the community.

What about Insurance? Due to the nature and location of our ministry, and in case of an unforeseen emergency, we **require** EACH VOLUNTEER to purchase traveler's insurance through the United Methodist Volunteers in Mission at **www.UMVIM.org** (Listed on homepage under "About UMVIM – International"). This policy ensures continuity when emergency circumstances arise. *You do not have to be a member of the United Methodist Church to obtain UMVIM Insurance.

When can we Serve? Year-Round. Summer and Spring Break are our busiest seasons but we have wonderful Fall and Winter opportunities which are great ways to beat the cold back home. Work commitments average one week in length. Long weekend or extended period trips are available as well. Volunteer groups arrive **Sunday afternoon** and departure **Saturday morning**. Reserve your dates early to ensure your desired trip.

Do I need to bring tools? No, we provide tools and materials for you while you are here serving. However, if you have tools that you would like to bring, we encourage you to bring them. We are in constant need of new or good used tools and accept donations with open arms. We will be in contact with your group within one week of your

arrival to tell you about your projects and a suggested tools list. Past groups have transported them in Rubbermaid containers or plastic Footlockers.

Where do groups stay? Groups will stay together at one of our volunteer sites close to where your project is located. This will either be on Eleuthera, Current Island, Andros, or New Providence (Nassau). We have bunk beds at most of our facilities. You will **need to bring** beach and bath towels, light sheets in the spring, summer and fall and a light sleeping bag during the “winter”. Pillows are provided. Indoor or outdoor showers will be available at each facility.

Where do groups work? Groups will perform their service work at homes referred to BMH by community contacts and pre-selected by the staff. This will include homes in need of emergency repair, new home construction, or community events that need service. Our criterion for home selection helps to ensure safe working and living conditions for volunteers and home owners.

How are work crews arranged? Groups will be divided into work crews by their group leaders, dependent on the size and difficulty of the project. Work teams range in size between 6-8 people per project. **Each work crew must have at least two adults, with one having construction skills (Highly preferred but not necessary).**

What is a typical day like?

6:30 am Wake Up

7:00 am Morning Devotional (Volunteers may asked to share a devotional)

7:10 am Breakfast

7:30am Camp Chores

8:00 am Leave for Work Site

4:00 pm Leave Work Site for Beach

5:30 pm Showers

6:30 pm Dinner

7:30 pm Evening Activity/Free Time/Devotions

10:00 pm Quiet Time

10:30 pm Lights Out

What language do Bahamians speak? Bahamians speak English but with their dialect you will be able to understand at least 80% of what is said here in the islands. The staff and community members will help you with the other 20%.

What kind of money do they use? Bahamians have their own currency. Its exchange rate is .005 to the USA so they use it daily at a 1:1 ratio. This is a huge help to tourists and missionaries because there is no need to exchange money before or after you get here. There are ATM's available which dispense Bahamian currency. The nearest ATM may be up to 30 minutes away from your designated facility.

What type of electrical service do they have? We use 110V just like the USA. There is no need for special adapters.

Can we snorkel? Yes, there are quite a few good places to snorkel here. We unfortunately do not have equipment for your use but feel free to bring your own and enjoy the gorgeous underwater world that is here. (Donated Snorkel gear would provide for future groups if you would like to leave yours)

How bad are the bugs? Depending on the time of year they can range from not too bad to annoying. We suggest cool long pants, socks, and shoes to keep them off your legs during the day and night. They are worse at sunrise and sunset. We have Mosquitoes and No-see-ums/Sandflies. The latter are more of a nuisance but guarded with plenty of bug spray you will be okay. It is highly recommended to bring at least **three** cans of bug spray per person, the more Deet the better. Hopefully you will not need that much but it is better to be safe than sorry.

How safe is the island? The Family Islands are extremely safe. As with any country, there is a need to be respectful of cultural differences. You must use common sense while here (don't walk around alone, don't leave valuables out, etc) but in everyday life there is nothing to be worried about. There is light government turmoil in the Bahamas but it has not affected our volunteer experience. Crime is very low; there is little drug use and very few acts of violence. Your group will be safe here at BMH as long as proper precautions are used.



Pre-Trip Planning Meeting (Group Preparation)




We suggest a scheduled planning meeting with your group at least one month before arriving at BMH. This is a great time to get the team together, pray and prepare for the trip. You should invite your team, their parents, chaperones, and any prayer partners who want to know more about your trip. Also, you should find a notary who will be able to attend the meeting to help complete your Parental Consent Form.

*Before the meeting please ask everyone to bring two copies of their passport and Photo ID.

Agenda for the Meeting:

- Welcome and Introductions
- Distribute Handouts (all can be found and printed from: www.MethodistHabitat.org)
 - Missioner Profile
 - Parental Consent Form
 - Expectations, Rules and Regulations
 - Individual Packing List
 - Covenant Sheet (1 copy per group to be signed by each member)
- Show the YouTube video to introduce BMH.
 - “Bahamas Methodist Habitat – A week of service”
www.youtube.com/watch?v=SXgocfdMe_E
- Go over the “What to Expect”: Daily Schedule (and flexibility), Group Chores and Conservation Guidelines (included in this packet)
- Share about self-care with water, sunscreen, and bug spray
- Decide if group members would like to rent linens (\$5 additional fee) or if they would like to bring their own
- Explain any optional additional costs:
 - Lunch on Friday (\$10)
 - Merchandise (hats, shirts, waterbottles, stickers)
 - Donation to church or BMH
- Questions and Answers
- Notarize Forms
- **Collect from EACH participant:**
 - Necessary medical information and list of food allergies from participants
 - Completed Missioner Profile
 - Completed Parental Consent Form
 - Any final payments
 - Copy of passport and photo ID (for you to keep)
- End in Prayer

BMH Needs-list



Getting supplies in the Bahamas is complicated and expensive. We depend on God's grace and generous donations from our volunteers. If you have extra room in your luggage consider packing additional supplies for BMH. The most up-to-date Needs-list is posted on our website. The list below explains the types of supplies we generally need. Contact our office to determine suitability of donations.

Equipment

- Extension Cords (25', 30', 50')
- Measuring Tapes (30')
- Circular Saws
- Circular saw blades (7-1/4" wood cutting)
- Corded & Cordless Drills and bits (Phillips #2)
- Drill Bit sets (wood and metal)
- Concrete Drill Bits all sizes
- Compressor Hose with Accessories
- **Compressor staple nail gun with nails**
- Level 2' & 4'
- Router Bits
- Pry bars 16" or Flat bars
- Utility knives and extra blades
- Paint brushes/rollers and covers- 9"
- Paint Pans (Disposable and regular)
- Caulk Guns
- Box Fans
- **Tarps (all sizes) used for Disaster Relief**
- Hammers
- Electric planes with Blades
- Duct Tape
- Packing Tape
- Gallon of WD-40 (not spray)

Office Supplies

- File Folders
- Any old or new Smart phones that can be unlocked with chargers
- Printing services
- Printer paper and ink

Garden Supplies

- Miracle Grow – Organic all-purpose plant food
- Seven Dust
- Garden Gloves
- Plastic pots or starter trays

Kitchen Supplies

- Sandwich Bags
- Gallon size Ziploc bags
- **Tide Detergent Pods**
- Dish Soap
- 50 Plastic Plates (reusable)
- 50 Forks, spoons and knives (metal)
- 20 Plastic Bowls (reusable)
- Liquid Hand soap (refill)
- 2 Ice Chests
- 2 igloo water coolers
- 30 Gallon Trash bags (heavy duty)

Recreation (After School) Equipment

- Board Games, Cards
- Basketball
- Volleyball and net
- Soccer Goals
- Snorkel, fins, mask
- Frisbees

Cleaning & Health Supplies

- Disinfecting wipes
- Dish towels
- Large dust mop
- Shower Curtains/Metal Hooks
- Plastic mattress protectors
- Wasp, ant and roach spray
- Pillows

Car Parts

- As needed