



Relieving Disaster, Promoting Community


---

# Group Leader Packet

## Table of Contents

General Information  
Individual Packing List  
Travel Tips  
What to Expect  
FAQ's  
Pre-Trip Planning Meeting  
Needs and Wish List

# Group Leader General Information



## **Contact Info:**

**Bahamas Line:** 1-242-823-6891

**United States Line:** 1-267-714-8777

Website: [www.MethodistHabitat.org](http://www.MethodistHabitat.org)  
Email: [MethodistHabitat@gmail.com](mailto:MethodistHabitat@gmail.com)  
Skype: MethodistHabitat

**Emergencies Only:** 1-242-422-9318

## **Bahamas Mailing Address\***

Bahamas Methodist Habitat  
c/o Christ Cates  
Dingle Motors, Rock Sound  
Eleuthera, Bahamas

*\*Please use this address to mail payments and other information.*

## **Bahamas Address** (and Immigration Card Address)

Bahamas Methodist Habitat - Camp Symonette  
P.O. Box # EL-25803  
James' Cistern, Eleuthera, The Bahamas

## **BMH Staff:**

Rev. Stephanie Gottschalk	Executive Director
Wade Weinberger	Construction Coordinator
Pauline Bethel	Hospitality Coordinator

TJ Colebrook      Fleet Coordinator/Construction

Cindy Pinder      Accounts & Bookkeeping

## **Bahamas Habitat:**

BMH's US Advisory Board has a 501c3 to support our ministry  
[www.BahamasHabitat.org](http://www.BahamasHabitat.org)  
Bahamas Habitat  
103 Dumbarton Court  
Cary, North Carolina 27511

## **Supported by:**

United Methodist Volunteers in Mission  
United Methodist Committee on Relief  
General Board of Global Ministries -Advance  
Special # 3021928

Cooperative Baptist Fellowship

## To Reserve Your Week of Service

### **Begin the process ... the sooner the better!**

- Complete the **Volunteer Application** and email to: **MethodistHabitat@gmail.com**
  - **Send in Non-Refundable Registration Deposit with Application of \$500.00 per team**  
Your week is not reserved until we receive your deposit.  
See “Volunteer Application” for details.

### **3-4 Months Prior to Arrival**

- Send **1<sup>st</sup> Payment (\$400 per person)**
- Fill out the **Volunteer Information Spreadsheet**
- Assess special needs of your group (medical, allergy or otherwise) and inform BMH.

### **1 Month Prior to Arrival**

- **Email BMH with the following information:**
  - Completed **Volunteer Information Spreadsheet**
    - Available from our website under the Volunteer Tab
  - Confirm with us all travel to and from your destination.
    - Please include airlines, flight numbers and times.
- **REQUIRED:** Obtain UVMIM volunteer insurance for your group.
  - Visit: [www.UVMIMnej.org](http://www.UVMIMnej.org) and follow the instructions for registration of each participant and to purchase insurance online. (Approx. \$35/volunteer)
  - Make sure to have available for each volunteer: Full name, birth date and email address.
  - You will NOT need to fill out the Missioner Profile online as you will be filling out a paper copy to submit to the BMH staff.
- Host a BMH Prep meeting with your team to prepare them for the trip and collect all necessary forms (See page 10)

### **Complete Before Arrival**

- Record prescription and allergy information for all team members.
- Plan devotionals that meet the spiritual needs of your group.
- Review **all items** from the “**Pre-Trip Planning Meeting**” agenda.
  - Help get them in the appropriate mindset for mission work in the Bahamas.
- Establish a way of communicating with folks back home.
- Hold a weigh-in for luggage to make sure team is under the airline weight limit (including Bahamian airline limits if connecting) and remember to save room for donated tools and other supplies.
- Hold a Commissioning Service for team in local church.

### **Due Upon Arrival**

- Pay **Final Payment (\$350 per person + any remaining balance)**
  - Please bring the final payment with you or pay online ahead of time. You may mail final payment if it can be postmarked one month prior to arrival.
- ALL team members completed **Missioner Profile and Release of Claim.**
  - Bring a copy with you for BMH
- **Parental Consent Form** for team members under the age of 18.
  - Bring a copy with you for BMH.

### **Tips from former Team Leaders:**

- Distribute forms to team members in a plastic sheet protector made for a 3-ring binder. After collecting completed forms, carry them with you in a binder, so all information is together. For back-up copies, scan documents onto a CD and give to another leader to carry.
- Passports, copies of passports, birth certificates, and photo ID's and immigration cards can also be stored in the binder during your travel. When you arrive at BMH you are welcome to store important documents in our safe.
- Minors are not allowed to fill out Bahamas Immigration Cards.  
Store minor's information on a spreadsheet and carry onto the plane to fill out their forms:  
Full Name, Gender, Country of Birth, Country of Citizenship, Country of Residence, Birth date, Passport Number, Home Address
- Print a small card for each team member, with flight seat assignments, work team assignments, and responsibilities such as day/time to lead devotionals.

### **Island Information**

#### **Emergency Medical Care on the Island**

There are local medical clinics on each island but the only hospitals are in Nassau. The local nurses and doctors can do basic procedures but for anything major we will airlift you off the island to Nassau, Fort Lauderdale or Miami, Florida.

#### **Travel Insurance**

All teams are required to secure adequate liability insurance through **United Methodist Volunteers in Mission International Travel Insurance**. [www.umvimnej.org/insurance](http://www.umvimnej.org/insurance)

#### **Housing**

Each of our sites are unique in their housing. Facilities can range from dorm rooms with bunk-beds to air mattresses on the floor. Most, not all, sleeping rooms have air conditioning. (Additional details can be found on website.) Due to conservation and costly price of electricity the air conditioning can only be turned on during sleeping hours.

#### **Meals**

Each day, meals are prepared from scratch by our staff and local caterers. Morning and evening meals consist of a hot breakfast, and homemade dinner. Lunch consists of a sandwich, fruit and chips at your worksite. Please make sure to contact BMH with any food allergies, concerns, or questions before arriving. It is advisable to bring snacks if your team members need extra caloric intake or have big appetites. BMH provides water for your team throughout the week. If your team would like or needs flavored drinks or Gatorade to replenish electrolytes, you should pack powder mixes to bring with you.

#### **Internet Access**

We strongly discourage participants from bringing laptops, smart phones or tablets. Please take this opportunity to "unplug" and connect to the Bahamian community. There is limited Internet access.

#### **Forms Checklist** (all forms are available at: [www.MethodistHabitat.org](http://www.MethodistHabitat.org) under "Volunteer Tab")

Please print and have each participant complete the following forms:

- + Missioner Profile Form
- + Fill in "Volunteer Information" Spreadsheet
- + Covenant Sheet (1 per group)
- + Parental Consent Forms for those under 18

# Individual Packing List


## Things to Pack (EACH volunteer):

- Up to date PASSPORT
- Shower supplies/towel/washcloth (optional: shower shoes/flip flops)
- Bed sheets (twin bed) & Pillow Case – Pillows are provided.
- Basic clothes – Underwear, socks, pajamas
- 1 outfit for Church  
Men: Long pants and nice polo shirt for men. Women: knee length skirts or modest dress for ladies
- Work Clothes: 5 t-shirts, 2 pair of long pants, closed toed shoes such as tennis shoes.
  - **\*NO SHORTS** on the worksite for safety reasons.
- Casual Clothes for evening activities. Long pants will protect you from hungry mosquitoes.
- Work Gloves, safety goggles, any personal tools
- Sun Protection: Hat/Bandana/Sunscreen
- Swimsuit /Beach Towel: Girls need to have one-piece or tankini. If you have a two-piece please bring a tank top to wear over it.
- Bible/paper/pen/journal
- Camera
- Tennis shoes or work shoes – must have closed toe shoes
- Bug spray (It is hot and buggy - be prepared. Deet repels mosquitoes, Skin-So-Soft keeps sand fleas off the skin)
- Anti-itch Cream or Benadryl Cream
- Flashlight with extra batteries
- Hand Sanitizer or wipes
- WATER BOTTLE** You will need this for the worksites
- Small personal fan (battery operated) - Optional
- Personal Funds for: Meals while traveling, Snacks on island, Souvenirs, Excursion Day lunch (\$10), Love offerings at church and/or for BMH.

## Thing NOT to Pack:

- Video Games, phones or other electronics
- Nothing expensive that could get lost
- Nice clothes
- Hair Dryers or Curling Iron
- Nothing smelly like perfume, cologne, or scented lotions (attracts bugs)
- Excessive Hair Styling products

# Travel Tips



## Important Notes

- Check with airlines (both US & Bahamaian) for allowed number of bags and weight limits.
- Remember to pack necessities (change of clothes, some toiletries, medications, etc.) in a carry-on bag in case luggage gets lost in transit.
- When entering the Bahamas and filling out forms or if asked, inform **Bahamas Immigration** that you **are entering on a Tourist visa** (not a Missionary visa) and will be staying with BMH at:
  - Eleuthera - Camp Symonette
  - North Eleuthera - Current Island Methodist Church
  - South Eleuthera – Wemyss Bight
  - Nassau - Camp Bahamas
- Make a Team Leader binder/folder with copies of the Parental Consent, your health forms, insurance cards, copy of passport. Put the copies in a plastic sheet protector for each participant. It is a good idea to scan all documents onto a CD and have a back-up copy.
- Be sure that you have a health form with each participant’s medication listed, allergies, and immunization records
- Print a copy of VIM insurance registration from your email or UMVIM website.

## Save Space

The following items may be carried in bulk for use by the whole team, instead of each team member bringing his/her own. Some teams check only the bag with these items to save on baggage fees.

- Basic Toiletries: soap, shampoo, conditioner
- First Aid Supplies (Band-Aids, antibiotic ointment, anti-itch ointment, Benadryl, etc.)
- Hand sanitizer/antibacterial hand soap
- Sunscreen and Insect Repellant (Products with Deet repel mosquitoes, Skin-So-Soft repels sand fleas)

## Tools and Donated Goods

We are always in need of tools and other supplies. If you would like to help us by bringing donated supplies in your bag please see the **Needs List** (p. 12). If you have personal tools you would like to bring and use you are welcome to do that. If you have a specialty skill (mechanic, plumber, electrician, etc.) please bring the tools you need with you.

**Before booking final arrangements, email [MethodistHabitat@gmail.com](mailto:MethodistHabitat@gmail.com) to confirm plans.**

**Always check our website for facility details and updated travel tips.**

ELEUTHERA: Getting to the Governor's Harbour, Eleuthera Airport (**GHB**) is not hard but it does take planning. We are located 70 miles Southeast of Nassau (**NAS**). Your best options for getting to Bahamas Methodist Habitat are as follows (costs are approximate as rates vary by demand):

\*Ask for Group Rates from each airline.

### Option 1

Fly from your city to Nassau (**NAS**) then take a separate flight on **SouthernAirCharter.com** or **PineappleAir.com** (19-seater) or **BahamasAir.com** (50-seater) directly into the airport that we have asked you to arrive at. Daily flights usually leave at 3:30 pm. Plan to arrive in Nassau at least 2 hours before your connecting flight to leave time for the transfer (by 1:30pm). You will retrieve your luggage and clear customs in Nassau. Then check-in with your chosen airline. The BMH staff will pick you up at airport and drive you to your Camp.

Time: 20 minutes from NAS to airport; 20 minute bus-ride to camp.

Round Trip Cost: Flight plus \$160 domestic flight (Subject to change)

### Option 2

Fly from your city to Ft. Lauderdale (FLL) then take **American Airlines - AA.com** (50-seater) directly into GHB or North Eleuthera (ELH). The daily flight for Continental usually leaves at 1:30 pm. American flies daily at 12:00pm. You will retrieve your luggage and clear customs at the GHB/ELH airport. The BMH staff will pick you up at the airport and drive you to Camp Symonette. (20 mins ride from GHB; 45 mins ride from ELH)

Time: 1 Hour from FLL to GHB/ELH

Cost: \$350 (Subject to change depending on when booked)

### Option 3

Fly from your city to Miami (MIA) then take **Silver Air - silverair.com** (20-seater) directly into North Eleuthera (ELH). The daily flight for American flies daily at 12:00pm. You will retrieve your luggage and clear customs at the ELH airport. The BMH staff will pick you up at the airport and drive you the 45 minutes back to Camp Symonette.

Time: 1 Hour from MIA to ELH; 45 mins bus ride to Camp

Cost: \$350 (MIA-ELH)

### Satellite Facilities

If your group is serving at one of our satellite facilities you will be flying into NAS then taking a local airline to your destination. The satellite location and respective airports are listed below.

North Eleuthera/Current – North Eleuthera (ELH)

South Eleuthera – Rock Sound (RSD)

Please us to discuss more options.

### Other

For some teams the cheapest option will be to hire a **Charter Bus** and drive to Ft. Lauderdale or Miami and then fly to your destination island. This option is much cheaper but takes more time.

**Don't Forget that  
You MUST have a**

**PASSPORT**

**to enter the  
Bahamas.**

**If you do not have your Passport as of yet,  
please do so ASAP because of the amount of  
time that it takes to process the application.**

**Always Check your bags when  
transferring airlines in Nassau.  
Space will be tight so anything larger than  
your lap won't fit.**

## *What to Expect: Daily Schedule, Group Chores and Conservation Guidelines*



### **Daily Schedule**

**SUNDAY** – BMH staff will meet you at the airport wearing a BMH T-shirt. You can't miss them! You will head back to our facility and get settled-in. There will be an Orientation before dinner at 5:00pm. The rest of the evening will be relaxed with group mixers, group devotions (led by your own group) and early lights out to get rest for the Big Week.

#### **MONDAY-THURSDAY: Daily Work Schedule**

6:30 am	Wake Up
7:00 am	Morning Devotional (Volunteers are asked to share with these)
7:10 am	Breakfast / Make lunches
8:00 am	Leave for Work Site
Noon	Eat lunch at site
4:00 pm	Leave Work Site for Beach
5:30 pm	Showers
6:30 pm	Dinner
7:30 pm	Evening Activity/Free Time
9:00pm	Group Devotions
10:00 pm	Quiet Time
10:30 pm	Lights Out

**\*Evening Activities options** – Each week there are different options and opportunities for evening activities. They can include Worship and Bible Study at local church, local performing artist (rap or worship), beach campfire, devotions on serving and outreach, etc.

**\* Group Devotions**—during the summer our summer interns offer to provide the devotions. The rest of the year this is an opportunity to meet with your teams on your own. You may want to plan or assign leaders to lead this time before you arrive.

**\*Worksites** - Many variables will affect your project assignment, including the size and skills of your team, the speed of the teams that come before you, hurricanes, and other unforeseen disasters or blessings. We may not be able to assign your project as soon as you commit. Projects include general house and building repairs such as siding, roofing, flooring, concrete, wood structures, basic electrical, painting, etc. We have local on-site leaders to help train, teach, and support you at each worksite.

#### **FRIDAY – Excursion Day**

On excursion day we will spend the day of Sabbath by enjoying God's Creation. We will tour several beaches, check out local landmarks, stop by a local Gift Store, and have a picnic on the beach. There is a **\$10 per person** option to eat lunch from a local restaurant on Friday. Please tell your group to bring extra money if you would like to eat out. Regular lunch will be provided by BMH for those who do not want to order from the restaurant. We hope to offer additional excursion options for repeat teams soon.

#### **SATURDAY – Departure Day**

Packing, cleaning, group pictures, prayer, and head to the airport for your departure.

**Schedule Reminder – “Blessed are the Flexible, for They will Not be Bent Out of Shape.”**



# Group Daily Chores

Everyone will be expected to help with daily chores around camp. We are a community living and sharing the same space. Each person needs to contribute to taking care of our space.



## **Our Expectations:**

### **Breakfast/Dinner Kitchen Clean-up**

- Wash & Dry Dishes
- Wipe down kitchen counters

### **Cooler Prep (Water and Lunch)**

- Fill coolers for each day
- Pack and load lunches
- Unload and clean out coolers

### **Dining Hall Clean up**

- Wipe down all tables
- Put away all food
- Sweep and mop Dining Hall

### **Bathroom Clean up**

- Refill supplies as needed,
- Sweep
- Take out trash
- Wipe down counters

### **Trash, Vehicles, and Garden**

- Pick up and take out all trash
- Gather any fresh vegetables
- Assist with landscaping
- Clean out bus

# Conservation Guidelines

Resources in the Bahamas are **limited!** Many of the things that you take for granted at home are scarce and expensive here. Some examples are that a jar of peanut butter here cost around \$20; and a 5 gallon bucket of paint which cost around \$100 in the States costs \$250 here. Please talk with your group before arriving about conservation and not wasting resources such as water, food, toilet paper and building materials



## **Water:**

- **Drink plenty of water** and be careful not to waste any drinking water.
- Conserve tap water. We collect our rainwater from the cistern. Please use water **sparingly**.
  - Do not let sinks run excessively.
  - **Navy Showers:** Do not keep the water running while you apply soap and shampoo!
    - Showers are to be used only **once a day**, and should be limited to **5 minutes**.
- Turn sink and shower handles gently.

## **Electricity:**

- Turn lights and fans OFF when you leave a room.
- Do not leave cell phones, and computer chargers plugged in longer than necessary.
- Make sure not to turn on your air conditioning until bedtime and turn off when you first wake up in the morning.


## **Resources and Materials:**

- Be mindful not to waste materials at the work sites. Measure twice – Cut once!
- Reuse what you can.
- Treat tools, the camp equipment and the camp facility with care.
- Be good stewards of our, yours, and God's resources.

## **Food:**

- **Portion Control:** There is enough food for everyone but be cautious to only take your fair share.
- Only take food that you will eat during your meal.

# Frequently Asked Questions



**Who is the project sponsor?** BMH is an Outreach Ministry supported by the **Bahamas Conference of the Methodist Church** and their associated churches along with local and international supporters who care deeply about serving others. BMH is also supported by the United Methodist Volunteers in Mission (UMVIM) and UMCOR.

**Who can participate?** BMH is designed to host young and old alike. We host service organizations, church youth groups, Sunday school classes, groups of friends, corporate teams, and anyone else that has a passion for service. We are able to accommodate 50 volunteers at one time at Camp Symonette and can host smaller groups, up to 30, at other locations throughout the Family Islands. Graduated 8<sup>th</sup> graders and above are welcome and younger youth need parents or guardians to accompany them on their week of service.

**Who supervises participants?** Each group participating in BMH is required to have at least one adult for every four youth (17 and under). **We also ask that groups bring skilled leaders to aid in the construction projects.** Adult group leaders are directly responsible for the actions of their group and must adhere to BMH policies.

**How much does it cost?** The cost is **\$750 per person per week** for participation fees. Your travel to the Island and obtaining UMVIM insurance is a separate cost.

## What does BMH provide?

- Breakfast, Lunch, Dinner, and filtered drinking water
- Skilled local Site Leaders
- Excursion Day, to see and experience the beauty of the Bahamas
- Construction materials and tools for worksites and projects  
(You may bring your own tools or ones to donate.)
- The opportunity to make an impact and change lives
- Lodging at local facility
- On-Island transportation
- BMH T-Shirt

**What does BMH expect?** Volunteers must come with a servant's heart and mind that is flexible to change. God may surprise us with new opportunities to serve and we must be willing to follow that calling. Prepare yourself for conditions that do not include all the comforts of home. Respectfully interact with people who are different from you within your group and the community.


**What about Insurance?** Due to the nature and location of our ministry, and in case of an unforeseen emergency, we **require** EACH VOLUNTEER/Team to purchase traveler's insurance through the United Methodist Volunteers in Mission at [www.umvimnej.org/insurance](http://www.umvimnej.org/insurance) This policy ensures treatment and transportation in case emergency.

\*You do not have to be a member of the United Methodist Church to obtain UMVIM Insurance.

**When can we Serve?** Year-Round. Summer and Spring Break are our busiest seasons but we have wonderful Fall and Winter opportunities which are great ways to beat the cold back home. Work commitments average one week in length. Long weekend or extended period trips are available as well. Volunteer groups arrive **Sunday afternoon** and depart **Saturday morning**. Reserve your dates early to ensure your desired trip.

**Do I need to bring tools?** No, we provide tools and materials for you while you are here serving. However, if you have tools that you would like to bring, we encourage you to bring them. We are in constant need of new or good used tools and accept donations with open arms. We will be in contact with your group within one week of your arrival to tell you about your projects and a suggested tools list. Past groups have transported them in Rubbermaid containers or plastic Footlockers.

## Pre-Trip Planning Meeting (Group Preparation)



**Where do groups stay?** Groups will stay together at one of our volunteer sites close to where your project is located. This will either be on Eleuthera, Current Island, Andros, or New Providence (Nassau). We provide air mattresses or bunk beds at most of our facilities. You will **need to bring** beach and bath towels, light sheets in the spring, summer and fall and a light sleeping bag during the “winter”. Pillows are provided. Indoor or outdoor showers will be available at each facility.

**Where do groups work?** Groups will perform their service work at homes referred to BMH by community contacts and pre-selected by the staff. This will include homes in need of emergency repair, new home construction, or community events that need service. Our criterion for home selection helps to ensure safe working and living conditions for volunteers and homeowners.

**How are work crews arranged?** Groups will be divided into work crews by their group leaders, dependent on the size and difficulty of the project. Work teams range in size between 6-8 people per project. **Each work crew must have at least two adults, with one having construction skills (Highly preferred but not necessary).**

**What is a typical day like?** Our program runs the same at each location, with minor changes in details. See the *Daily Schedule* on page 8.

**What language do Bahamians speak?** Bahamians speak English and with their dialect you will be able to understand at least 80% of what is said here in the islands. The staff and community members will help you with the other 20%.

**What kind of money is used?** Bahamians have their own currency. Its exchange rate is .005 to the USA so they use it daily at a 1:1 ratio. This is a huge help to tourists and missionaries because there is no need to exchange money before or after you get here. There are ATM’s available which dispense Bahamian currency. The nearest ATM may be up to 30 minutes away from your designated facility.

**What type of electrical service do they have?** We use 110V just like the USA. There is no need for special adapters.

**Can we snorkel?** Yes, there are quite a few good places to snorkel here. We unfortunately do not have equipment for your use but feel free to bring your own and enjoy the gorgeous underwater world that is here. (Donated Snorkel gear would provide for future groups if you would like to leave yours).

**How bad are the bugs?** Depending on the time of year they can range from not too bad to annoying. We suggest cool long pants, socks, and shoes to keep them off your legs during the day and night. They are worse at sunrise and sunset. We have Mosquitoes and No-see-ums/Sandflies. The latter are more of a nuisance but guarded with plenty of bug spray you will be okay. It is highly recommended to bring an ample supply of bug spray per person, the more Deet or Picaridin, the better. You may also want to pre-treat your clothes with Permethrin (available at camping stores, Wal-mart, or Amazon) which will last several washes w/o odor. While there are not documented cases of Zika or microcephaly on the island, these are highly recommended for your comfort.

**How safe is the island?** The Family Islands are extremely safe. As with any country, there is a need to be respectful of cultural differences. You must use common sense while here (don’t walk around alone, don’t leave valuables out, etc) but in everyday life there is nothing to be worried about. Crime is very low; there is little drug use and very few acts of violence. Your group will be safe here at BMH as long as proper precautions are used.


We suggest a scheduled planning meeting with your group at least one month before arriving at BMH. This is a great time to get the team together, pray and prepare for the trip. You should invite your team, their parents, chaperones, and any prayer partners who want to know more about your trip. Also, you should find a notary who will be able to attend the meeting to help complete your Parental Consent Form.

\*Before the meeting please ask everyone to bring two copies of their passport and Photo ID.

### **Agenda for the Meeting:**

- Welcome and Introductions
- Distribute Handouts (all can be found and printed from: [www.MethodistHabitat.org](http://www.MethodistHabitat.org))
  - Missioner Profile
  - Parental Consent Form
  - Expectations, Rules and Regulations
  - Individual Packing List
  - Covenant Sheet (1 copy per group to be signed by each member)
- Show the YouTube video to introduce BMH.
  - “Bahamas Methodist Habitat – A week of service”  
[www.youtube.com/watch?v=SXgocfdMe\\_E](http://www.youtube.com/watch?v=SXgocfdMe_E)
- Go over the “What to Expect”: Daily Schedule (and flexibility), Group Chores and Conservation Guidelines (included in this packet)
- Share about self-care with water, sunscreen, and bug spray
- Explain any optional additional costs:
  - Lunch on Friday (\$10)
  - Merchandise (hats, shirts, waterbottles, stickers)
  - Donation to church or BMH
- Questions and Answers
- Notarize Forms
- **Collect from EACH participant:**
  - Necessary medical information and list of food allergies from participants
  - Completed Missioner Profile
  - Completed Parental Consent Form
  - Any final payments
  - Copy of passport and photo ID (for you to keep)
- End in Prayer

# BMH Needs-list



Getting supplies in the Bahamas is complicated and expensive. We depend on God's grace and generous donations from our volunteers. If you have extra room in your luggage consider packing additional supplies for BMH. The list below explains the types of supplies we generally need. Contact our office to determine suitability of donations.

## **Equipment**

- Extension Cords (25', 30', 50')
- Measuring Tapes (30')
- Circular Saws
- Circular saw blades (7-1/4" wood cutting)
- Corded & Cordless Drills and bits (Phillips #2)
- Drill Bit sets (wood and metal)
- Concrete Drill Bits all sizes
- Compressor Hose with Accessories
- Compressor staple nail gun with nails
- Level 2' & 4'
- Router Bits
- Pry bars 16" or Flat bars
- Utility knives and extra blades
- Paint brushes/rollers and covers- 9"
- Paint Pans (Disposable and regular)
- Caulk Guns
- Box Fans
- Tarps (all sizes) used for Disaster Relief
- Hammers
- Electric planes with Blades
- Duct Tape
- Packing Tape
- Gallon of WD-40 (not spray)

## **Office Supplies**

- File Folders
- Any old or new Smart phones that can be unlocked with chargers
- Printing services
- Printer paper and ink or toner

## **Garden Supplies**

- Miracle Grow – Organic all-purpose plant food
- Seven Dust
- Garden Gloves
- Plastic pots or starter trays

## **Kitchen Supplies**

- Sandwich Bags
- Gallon size Ziploc bags
- Tide Detergent Pods
- Dish Soap
- 50 Plastic Plates (reusable)
- 50 Forks, spoons and knives (metal)
- 20 Plastic Bowls (reusable)
- Liquid Hand soap (refill)
- 2 Ice Chests
- 2 igloo 5 gallon water coolers
- 30 Gallon Trash bags (heavy duty)

## **Recreation (After School) Equipment**

- Board Games, Cards
- Basketball
- Volleyball and net
- Soccer Goals
- Snorkel, fins, mask
- Frisbees

## **Cleaning & Health Supplies**

- Washing Machine
- Disinfecting wipes
- Dish towels
- Large dust mop
- Shower Curtains/plastic Hooks
- Plastic mattress protectors
- Wasp, ant and roach spray
- Pillows

## **Car Parts**

- Always needed – Ask for specific needs if you are willing to donate.

*Check out our website and two Amazon Lists for the most up to date list and other items - all can be found at [www.methodisthabitat.org/needs.html](http://www.methodisthabitat.org/needs.html) We have both a Current Needs for particularly urgent items and Wish List for things that would help us to improve our ministry.*